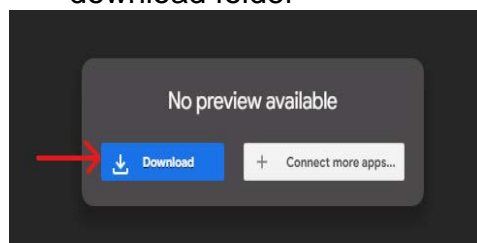
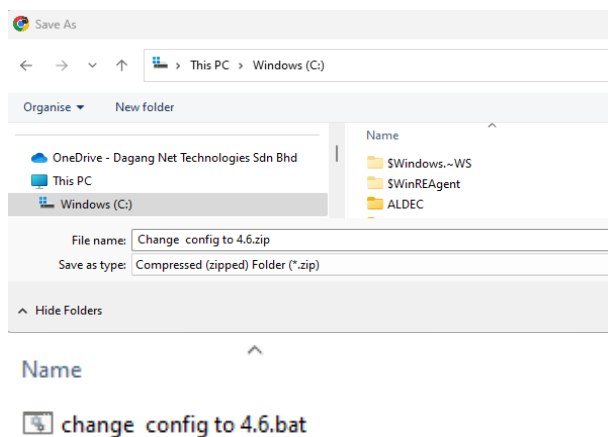


## ALDEC Version 5.0.2.9 Upgrade Guideline

1. Please be informed that in order to complete ALDEC ver 5.0.2.9 update, you need to download the following files :
  - i. Change config to 4.6.zip
  - ii. ALDEC Updater 5029.exe
2. Below are steps for:
  - i. **Change config to 4.6.zip**
    - a. Download Change config to 4.6 from below URL  
[https://drive.google.com/file/d/1PjsvBSCxg04mnt76CZzDkNGDZqq1RaZJ/view?usp=share\\_link](https://drive.google.com/file/d/1PjsvBSCxg04mnt76CZzDkNGDZqq1RaZJ/view?usp=share_link)
  - ii. **Followed by the steps listed below**
    - a. Click link to download Change Config to 4.6 zip
    - b. Save Change config to 4.6 zip into you computer at desktop or download folder



- iii. **Run the “ change config to 4.6 bat “ file to update the configuration file .**



3. Once this screen appear, the first stage of the update process is finished. Please proceed with the ALDEC version 5.0.2.9 update process.

```
C:\WINDOWS\system32 > Updating config file...
Config file updated.
Press any key to continue . . . |
```

#### 4. Update of ALDEC

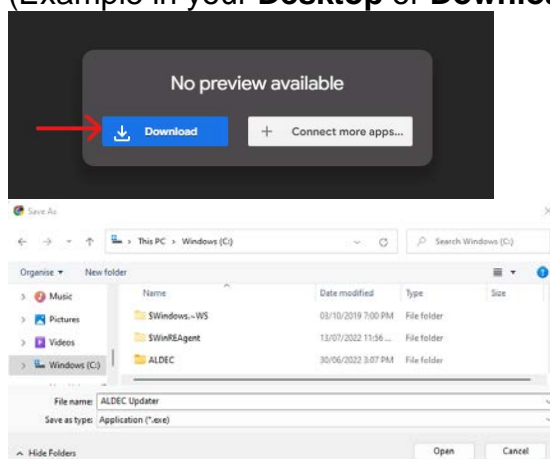
- i. **Download ALDEC Updater 5029.exe from below URL.** Click one of the links below to start download. Please ensure to logout / exit

✓ [https://drive.google.com/file/d/1jFMeQjpKn411e1VrQq0Qy1fbmLWxWaqb/view?usp=share\\_link](https://drive.google.com/file/d/1jFMeQjpKn411e1VrQq0Qy1fbmLWxWaqb/view?usp=share_link)

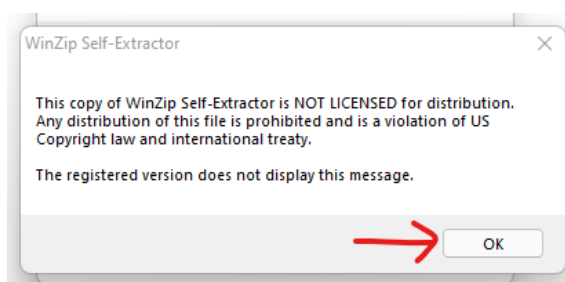
Or

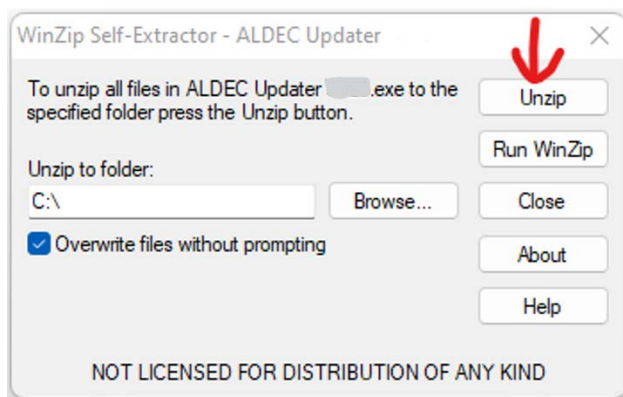
✓ [https://drive.google.com/file/d/1LufYG78c9-zZhHbxz937GwMOgD4KKDPj/view?usp=share\\_link](https://drive.google.com/file/d/1LufYG78c9-zZhHbxz937GwMOgD4KKDPj/view?usp=share_link)

- ii. **Please ensure to logout / exit** ALDEC prior download.
- iii. **Upon download**, save ALDEC updater into your PC any directory (Example in your **Desktop** or **Download folder**)

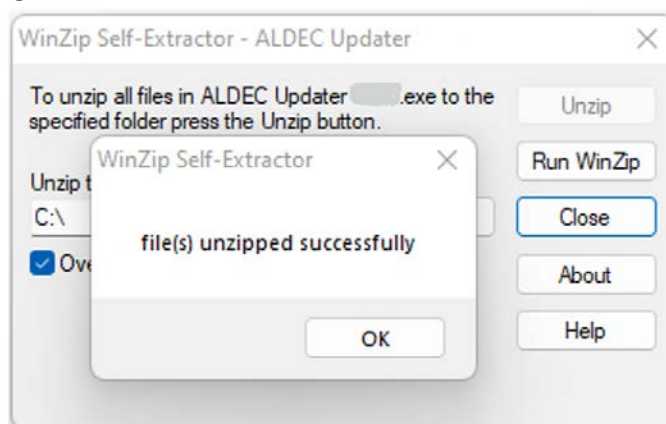


- iv. Execute **ALDEC Updater xxxx.exe**. Click **OK** to accept agreement.
- v. Click on **Unzip** to start auto extract ( Default ALDEC folder must be in C:\ALDEC )
- vi. Successfully extract in to C:\ALDEC will prompt the message xx files(s) unzipped successfully





C



To ensure latest version, please check the details at highlited area:

